

Perkins Museum of Geology Tour

Boy Scout Badge


Courtesy of Declan McCabe - Pack 656 in Chamberlain School - 2008

1 Dinosaur Trackway (in the Lobby)



1. Did this dinosaur have larger or smaller feet than you?
2. Did she (or he) have a longer stride than you?
3. Walk along the floor and have a friend place a paper footprint on the floor everywhere your foot falls. Are your footprints farther apart or closer together than the dinosaur's? Measure how long your stride is.
4. Leave your trail in place and make a new trail following a parent or teacher's footprints. Measure your parent's stride.
5. Measure how tall you are and how tall the grown up is. Graph your data below. Extend the line to estimate how tall the dinosaur was?

6. Read the sign on the wall; it tells how tall the dinosaur might have been. The ceiling is about seven feet from the floor. Would the dinosaur have looked in the ground-floor window? Second floor? Third floor?

2 Vermont Collection



7. Draw the **caribou antler** in the box:
8. Where would you go to see caribou (or reindeer) today?
9. Do you think Vermont was warmer or colder when caribou lived here?



10. Can you find the **inner ear bone** fossil?

Your inner ear bones are drawn in the triangle

11. Do you think the fossil came from a human?

12. Do you think it came from a larger or smaller animal?

13. Find and check off: *barnacle* , *clam* , *mussel* , and *whale* .

Where would you go to see these animals today?

(hint: Look at the labels to see where the fossils were found.)

Would you find them in the same place today? Why or why not?

14. Look at the large rock in the corner on your right. What does it look like?

3 Glacial Processes

15. ~~15.~~ Saw a woolly mammoth:

15.

15.

4 Boxes of Rocks in the Corner

20. Ask a grownup to help you make a rubbing of the large flat rock on the carpet.

21. Look at the rocks in the three crates. Name the three types of rocks.

a)

b)

c)

