




Arthropods Etc.




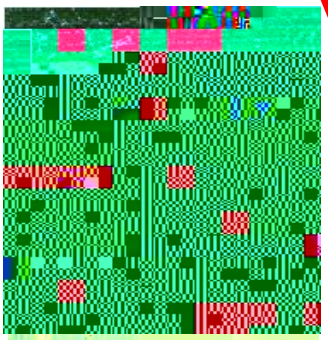
Cereal damage
-unroll flag leaf
-population should be higher at field edge




Tan spot (Pyrenophora)




Septoria



Black fungal bodies in tan lesions




Stagonospora (leaf blotch) - more wavy form



Powdery mildew




Tan spot

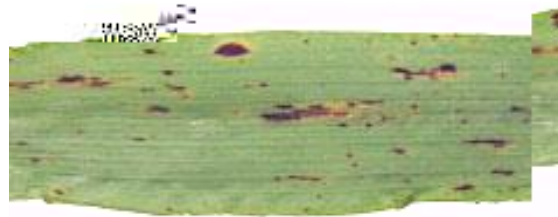



Tan spot


Fusarium Head Blight



Loose Smut



Leaf spot




Physiological Damage

Common Bunt

% Severity

LEAF RUST OF CEREALS


Try No. 12



PERCENTAGE LEAF AREA COVERED

POWDERY MILDEW OF CEREALS

Try No. 14



SEPTORIA GLUME BLOTCH OF WHEAT

Try No. 15




COVERED

PERCENTAGE SPIKE AREA COVERED

SEPTORIA LEAF BLOTCH OF CEREALS (Leaf symptom 1)

Try No. 18.1



PERCENTAGE LEAF AREA COVERED